

LV JUICE



Going electric just got easier



Wallbox Pulsar Max – Page 2

FREE SOUR FRUIT LOLLIES

WHILE STOCKS LAST



When you spend over \$500 (+GST) on one invoice this month



www.transnet.co.nz



This Month

- FLUKE MULTIFUNCTION INSTALLATION TESTER PAGE 5
- ELECTRICAL TRADES BOOTS SPECIAL OFFER PAGE 7
- TUDS PIT RISERS FOR CUSTOM HEIGHT PAGE 8



PULSAR MAX



Tougher. Simpler. Smarter.

Pulsar Max is the smart home charger specially designed to unlock time, money and energy savings for everyday electric vehicle drivers. Get top charging speeds while minimizing your daily energy use, so you can enjoy your electric vehicle to the fullest.

Features

- Fast & easy installation
- Compact
- Powerful (1P - 7.4kW & 3P - 22kW)
- DC leakage protection
- Schedule charging sessions
- Compatible with solar panels
- Install indoors or outdoors
- IP55 & IK10
- Bluetooth & Wi-Fi enabled
- Used by major EV brands in NZ
- Three year warranty



**Read all
about it**

wallbox 



TRANSNET MONTHLY GIVEAWAY SUPPORTING KIWI BUSINESSES

Staying healthy during the cold and flu season is all about getting your five plus a day, right? We haven't got the real deal this month, but we thought maybe we could encourage you to get your regular fruit and veg with a tribute to the real

thing, so for TransNet's locally made giveaway we've got another delivery fresh from our friends at the Lolly Shop in Christchurch: a pack of delicious sour fruit lollies. Now you can stave off the
lollyshop.co.nz

winter blues with a few of your favourite feijoas or strawberries and think about the warmer weather on the horizon.

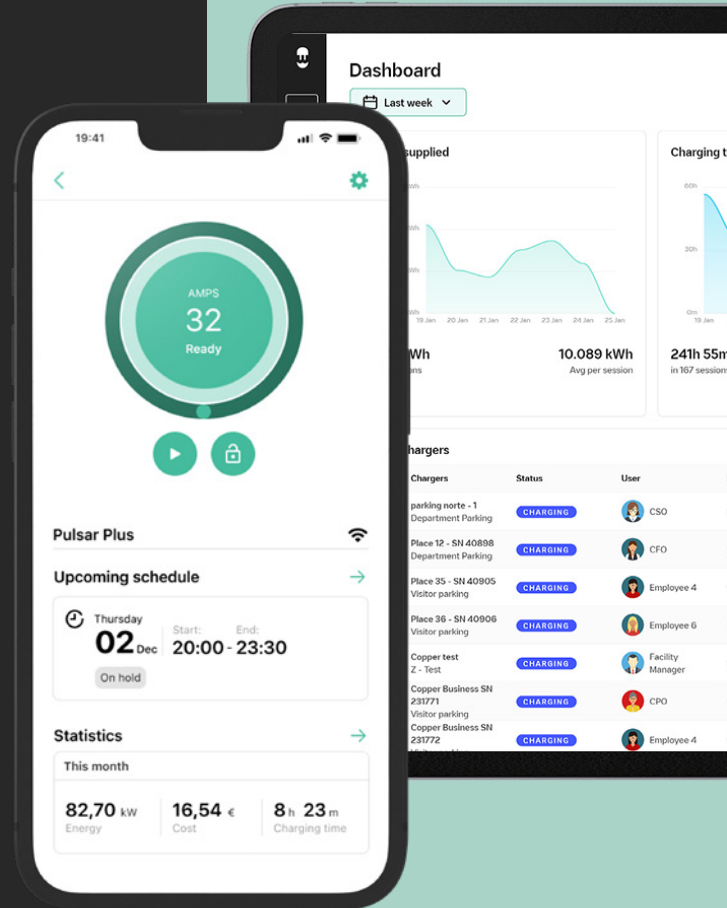




myWallbox Mobile App

myWallbox app is the software platform that allows full control over your Wallbox chargers.

- Monitor the status of your charger and control it from anywhere.
- Get energy use and spending statistics in real-time. Secure your charger with remote locking and unlocking.
- Access all Energy Management Solution features.
- Activate Halo Light Standby so the light will stay off until you interact with the charger.



Charger Management

- ✓ Create locations to group your chargers
 - Define locations details such as address and energy costs.
 - Get a detailed view of your chargers status and assigned rates.
 - Make your chargers public by publishing them on Electromaps to attract new customers to your business.
- ✓ Manage multiple chargers with ease
 - Fast and easy bulk chargers on-boarding via .csv
 - Filter chargers by multiple criteria
 - Define rules and exceptions, change individually or in bulk
 - Set payments fees, remotely update or restart chargers
 - Check real-time chargers status

- ✓ Simplify charger access with Access groups
 - Create user groups
 - Assign them chargers or whole locations
 - Assign new users or existing ones to a group
- ✓ Agile users definition and adjustments
 - Add multiple users at once via .csv assigning every setting, from RFID card details to Access groups
 - Assign users Admin permissions to make organization changes
 - Fine tune users permissions, individually assigning additional chargers or different rates



App Store



Google Play

Easy Payment Solutions

- Pay per month or per charge
- Consolidated invoice at the end of the month or unique receipt generated per session
- Users access via QR code from the myWallbox app
- Customize your tariffs to suit your needs
- Suitable for apartments, workplaces, and retail destinations

wallbox 





LV BI-METAL MECHANICAL LUGS

A TRULY BIMETALLIC FRICTION WELDED CONNECTOR

TE Connectivity's VCXI lugs consist of an aluminium barrel linked to a copper palm by friction welding technology. The aluminium barrel is provided with a shear head bolt controlling the tightening torque.



FEATURES & BENEFITS

- Accepts aluminium and copper cables
- Copper palm compatible with the palms of the apparatus to be connected
- 5 lugs will connect from 25 to 500mm²
- Can be fitted into the new generation of compact type circuit breakers
- Inner surface of aluminium barrel is grooved at the manufacturing stage and greased to ensure a good electrical contact with wire to be joined
- Tightening torque controlled by shear head system
- No special tooling needed
- Only one bolt to tighten

APPLICATIONS

- For indoor LV applications up to 1kV
- LV connection on busbar inside electrical panel and on compact type circuit breaker (new generation)

Complies with IEC 61238-1 class B for electrical tests, IEC 61238-1 for tensile tests.

Cat No.	Cross Section Range (mm ²)		Stud Size
	Aluminium	Copper	
VCXI-11-M6	25-70	25-50	M6
VCXI-14-M10	50-120	50-95	M10
VCXI-18-M10	95-185	95-120	M10
VCXI-22-M12	150-300	150-185	M12
VCXI-29-M16	240-500	240	M16



SUBMERSIBLE LV CONNECTOR SYSTEM

TE'S GELPORT SUBMERSIBLE CONNECTORS FOR UNDERGROUND RETICULATION

TE's GelPort connection system represents a revolutionary product for secondary connectors. Strip the cable and push it into the gel-filled cable port. The cable is encapsulated in PowerGel and instantly sealed.

FEATURES


- Qualified to ANSI C119.1
- Hydrophobic PowerGel-filled cable entry ports provide a reliable cable seal in harsh environments
- Provides an excellent moisture seal over a wide range of operating temperatures (-40°C to 95°C)
- Rugged, impact-resistant housing stands up to rough installations
- Clear view back allows for easy positive visual indication of wire position in connector
- Simple Allen key installation

BENEFITS

- Quick and easy installation
- Clean re-entry into electrical connection
- Unlimited shelf life when stored in normal conditions
- No loose parts due to one piece housing



PERFECT FOR TUDS & PILARS





FLUKE 1662

Multifunction Installation Tester

TransNet honours Fluke warranties

**VIEW THE
ENTIRE
FLUKE 1660
SERIES HERE**



The Fluke 1662 gives you reliability, simple operation, & all the testing power you need for basic installation testing.

Key Features

- Voltage TRMS (AC & DC) & frequency
- Wiring polarity checker, detects broken PE and N wires
- Insulation resistance
- Continuity and resistance
- Continuity test (@ 10 mA)
- Loop and line resistance
- Prospective Earth Fault Current & Prospective Short-Circuit Current
- RCD trip time & trip current (ramp test)
- Measures trip time and current for RCD type A and AC in one test
- RCD variable test current
- Automatic RCD test sequence
- Phase sequence test
- On/Off switchable Auto Start for RCD and Loop test
- Self-test
- Illuminated display
- Memory
- Hard case
- Remote control probe
- Zero adaptor

\$1975.00 + GST

**LIMITED
STOCK AT THIS
PRICE**



CUSTOMISE YOUR WRICON PRODUCTS

Need a special or custom WRICON? A non-standard length? Get your domestic or commercial WRICON EARTHING SYSTEM customised to your specifications.

ALL GENUINE WRICON

Terminal Plate Necks are made from electrical grade bronze that has been tinned




ALL GENUINE WRICON

lugs have an information decal outlining important instructions for the installer



ALL GENUINE WRICON

Brass head plates have description including cable size plus internal thread protection



The WRICON EARTHING SYSTEM provides the means to locate the entire system completely within the structure, away from any possibility of accidental damage or unauthorised disconnection.

Safe and effective electrical earthing is the essential requirement of electrical installations and the use of reinforced concrete foundations is an excellent method of achieving this aim.

All WRICON products are made in New Zealand using only **Genuine CADWELD** connections. Standard and custom sizes are available. CADWELD connections used in WRICONS have full IEEE837:2014 approval.

The system can be installed easily, simply and professionally by contractors on site in the form of an arc welded connection to the reinforcing mesh.

The WRICON Earthing System earth lead is safely cast within the concrete and cannot be severed by other trades on site. CADWELD welded connections (unlike compression connections) do not deteriorate nor increase in resistance over time. The insulated earth lead incorporated in the WRICON Earthing System prevents galvanic corrosion and high resistance joints.

Contact us for more information



Blundstone®

TASMANIA AUSTRALIA · 1870

These electrical trades boots are the best choice when there is a risk that a person may come in contact with a live electrical circuit.

GRIPTEK® HD

140°C
RESISTANT

FUEL OIL
RESISTANT

COMPOSITE
TOE CAP

AIRPORT
FRIENDLY

SLIP
RESISTANT

ELECTRICAL
HAZARD
RESISTANT

AIRCELL

SOFTCELL®

WATER
RESISTANT
UPPER

WIDE
FIT

ZONED
AIRFLOW
FOOTBED

- Black (#8561) or Wheat nubuck (#1560) water-resistant leather upper safety boot — 150mm height
- 7 eyelet lace up with unique metal free, friction resistant lace rings
- Laces are manufactured from recycled PET
- Durable, heavy duty zip with industrial grade zip fastener
- New lining made from recycled PET offers moisture wicking and long lasting performance
- Streamlined TPU toe guard for added leather protection



FREE

BAMBOO SOCKS
WITH ANY PAIR OF
ROTOFLEX SAFETY BOOTS*

*WHILE STOCKS LAST

- **EX STOCK**
- **COMPOSITE TOE CAP-AIRPORT FRIENDLY**



ROTOFLEX®

#8561 UNISEX BLACK ZIP SIDED BOOTS

Biomechanically engineered for all-day comfort and safety, the black #8561 features Blundstone's new Fortalite composite toe cap for lightweight and long-lasting protection.



ROTOFLEX®

#8560 UNISEX WHEAT NUBUCK ZIP SIDED BOOTS

The pinnacle of our RotoFlex range, the wheat #8560 combines world-leading design, an all-new comfort system and composite toe protection, with the legendary durability you know and love.

WHAT MAKES TUDS GROUNDBREAKING?

It's All In The Rise



Auckland

78 Cryers Road
East Tamaki
Auckland
NEW ZEALAND
Ph 0800 442 182
PO Box 39 383
Howick, Auckland

Wellington

10 Petone Ave
Petone
Wellington
NEW ZEALAND
Ph 04 576 2530
PO Box 39 383
Howick, Auckland
NEW ZEALAND
sales@transnet.co.nz

TransNet Tonga

Nuku'alofa

Lakalakaimonu Multi Utility
Complex
Taufa'ahau Road
Poutaha
Nuku'alofa
TONGA
Ph +67 627 939
PO Box 2932
Nuku'alofa
TONGA
transnet@kalianet.to

TUDS RISERS

When extra height is required, these modular pits are easy and fast to extend. Simply purchase the riser you need and connect it to the pit in the same manner as the initial build. All risers add 300mm of additional depth to the pit.

SMART DESIGN

The sidewall Beam-Structure reinforces and locks the pit into the ground making it much stronger once installed. Modular design allows simple onsite adjustment to pit depth.

LIGHTWEIGHT


90% lighter than the concrete alternative, each panel is easily lifted by one person.

EASY TO INSTALL

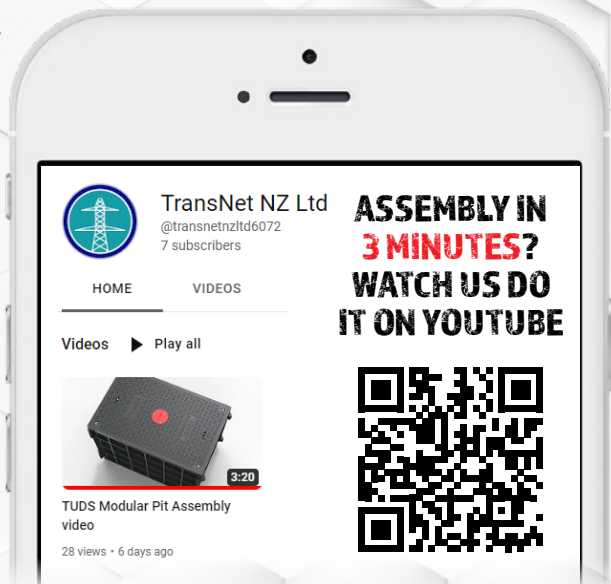
The knock down panel and bolt free design coupled with flat pack supply and no need for large lifting equipment saves time and money.



**UP TO 76%
SPACE SAVING**



**VIEW COMPLETE
RANGE & SPECS**



TransNet NZ Ltd has made every reasonable effort to ensure the accuracy of this information and it is to the best of our knowledge correct and reliable. Under no circumstances does this constitute an assurance of any particular quality or performance and users should independently evaluate the suitability of products for their desired application. All information in this publication including pricing, drawings, illustrations, images and graphic designs are reflections of our current understanding. TransNet NZ Ltd reserves the right to make any adjustment to this information at any time. Our liability for the products outlined in this publication is set forth in our standard terms and conditions of trade. In case of any potential ambiguities or questions, please contact us for clarification.

